


DHN-72X16/DG 575~595W


High Efficiency Double Glass PV Module


Comprehensive Products & System Certificates


IEC 61215 / IEC 61730 / CE / INMETRO
ISO 45001
2018/International standards for occupational health & safety
ISO 14001
2015/Standards for environmental management system
ISO 9001
2015/Quality management system


 15 Material & technology warranty


 30 Linear power output warranty


TOPCon cells double-sided rate up to 85% and more back power generation by 5-25%


Double-glass Technology, higher encapsulation blocking and mechanical strength


Higher performance in anti hidden cracking, acid and alkali, salt spray, water vapor, UV, PID

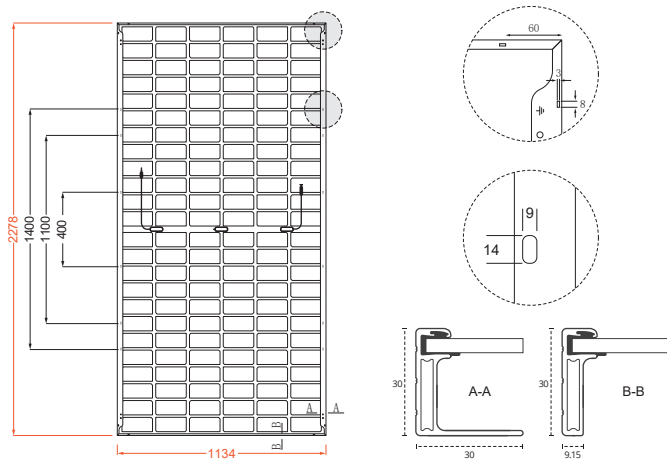

TOPCon cells, lower attenuation, better temperature coefficient & dim light performance


LECO laser assisted sintering technology, reduces contact resistance and improves efficiency by 0.2% -0.5%

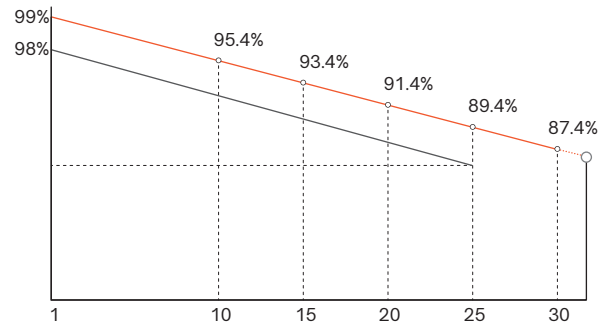


DHN-72X16/DG 575~595W

Design



30-Year Linear Power Output Warranty



— DAH Solar linear power output guarantee
— Standard linear power output guarantee

Mechanical Specification

No. of Cells	144 (6×24)
Weight	31.2kg
Cells Type	N-type 182×91mm
Dimension (L×W×T)	2278×1134×30mm
Packing	36pcs/Pallet, 720pcs/40HQ

Cable	4.0mm ² , 300/200mm in length, (including connector) length can be customized
Glass	2.0mm High Transmission, Antireflection Coating
Junction Box	IP68, 3 Bypass Diodes
Connector	MC4 Compatible

Electrical Characteristics

Module Type	DHN-72X16/DG											
	STC		NOCT		STC		NOCT		STC		NOCT	
Test conditions	STC	NOCT	STC	NOCT	STC	NOCT	STC	NOCT	STC	NOCT	STC	NOCT
Maximum Power (Pmax/W)	575	432	580	436	585	440	590	444	595	447	595	447
Open-circuit Voltage (Voc/V)	51.2	48.6	51.4	48.8	51.6	49.0	51.8	49.2	52.0	49.4	52.0	49.4
Maximum Power Voltage (Vmp/V)	43.4	41.2	43.6	41.4	43.8	41.6	44.0	41.8	44.2	42.0	44.2	42.0
Short-circuit Current (Isc/A)	14.08	11.37	14.14	11.42	14.20	11.46	14.26	11.51	14.32	11.56	14.32	11.56
Maximum Power Current (Imp/A)	13.25	10.49	13.30	10.53	13.36	10.57	13.41	10.61	13.46	10.66	13.46	10.66
Module Efficiency (STC)	22.26%		22.45%		22.65%		22.84%		23.02%			
Refer Bifacial Factor	80±5%											

STC-Standard Test Environment: Irradiance 1000W/m², Cell temperature 25°C, Spectrum AM1.5

NOCT-Standard Test Environment: Irradiance 800W/m², Ambient temperature 20°C, Spectrum AM1.5, Wind speed 1m/s

Double-Sided Power Generation Parameters (Rear gain)

5%	Maximum Power (Pmax)	603.75	609	614.25	619.5	624.75
	Module Efficiency (%)	23.37	23.57	23.78	23.98	24.17%
15%	Maximum Power (Pmax)	661	667	673	679	684
	Module Efficiency (%)	25.60	25.82	26.04	26.27	26.48%
25%	Maximum Power (Pmax)	719	725	731	738	744
	Module Efficiency (%)	27.82	28.07	28.31	28.55	28.78%

Operating Parameters

Maximum System Voltage	1500V DC
Operating Temperature	-40 ~ +85°C
Maximum Series Fuse Rating	30A
Nominal Operating Cell Temperature	45°C±2°C
Application Level	Class A

Temperature Coefficient

Temperature Coefficient of Isc (αIsc)	0.046%/°C
Temperature Coefficient of Voc (βVoc)	-0.25%/°C
Temperature Coefficient of Pmax (γPmp)	-0.29%/°C
Snow load, frontside / Wind load, backside	5400Pa/2400Pa